

church together...



...to serve the community

THE GETTYSBURG MINISTERIUM OF CHURCHES

The Gettysburg Ministerium has identified two areas in which we feel all of our churches can help provide relief in the community: 1) sewing cloth masks for the Gettysburg Hospital and 2) collecting food items for SCCAP.

Sewing Cloth Masks

WellSpan has provided instructions on how to make cloth masks. You may read the sewing instructions and follow the pattern which WellSpan is recommending, which are included at the end of this document.

- WellSpan is requesting that masks be put in clear or ziploc bags in quantities of 20 masks per bag.
- You may drop off prepared bags of masks directly to Gettysburg Hospital, Monday - Friday, 8:00am until 4:30pm.

Collecting Food Items

Due to COVID-19, the number of households SCCAP is currently serving has increased significantly. SCCAP purchases the majority of their food from the Central Pennsylvania Food Bank, and inventory is starting to get low. SCCAP is in communication with many food distributors, however there are limitations on bulk purchases. SCCAP is asking the community for donations, specifically for regular sized containers of:

- macaroni & cheese
- canned vegetables & fruit
- cereal
- canned soup, spaghetti sauce
- canned meat
- dry goods (beans, rice, pasta, etc.)
- boxed dinner meals (e.g. hamburger helper)

While we do not want this collection effort to strip the shelves of grocery stores, we encourage you to provide a small bag of food items. Consider donating items you already have in your pantry, or pick up a few extra items the next time you are at the grocery store.

Each church is responsible for collecting food items from their congregation. Do not take donations directly to SCCAP. Even though the church staff is following Governor Wolf's statewide stay-at-home order, and working remotely from home, we are taking turns in the office to serve the community. We ask that you:

- Bring your food donation to the church Monday through Thursday from 10:00am until noon.
- Come to the rear door by the parking lot; the door will be locked.
- Ring the buzzer/intercom to the right of the door and let the staff member know that you have a donation.
- Leave your bag of items at the door.
- The staff member will immediately come and get the items.
- Please do not linger at the door to visit.
- Please respect the 6 foot spacing rule if others are also dropping off donations.

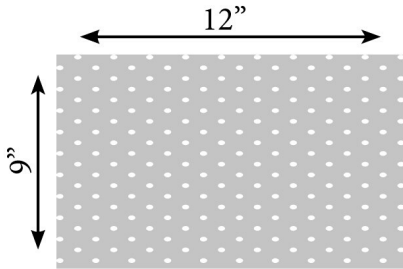
If you prefer to help SCCAP financially, you may donate directly on their website - <https://www.sccap.org/> (look for the yellow oval PayPal donate button).

We are so thankful for your willingness to help those in need, and to protect others during the COVID-19 pandemic. If needs of the community change, and we feel we can organize assistance, we will be in communication with you.

Continue to pray, and live & love like Jesus.

Fabric Mask Pattern

This pattern and instructions are approved by WellSpan Health.

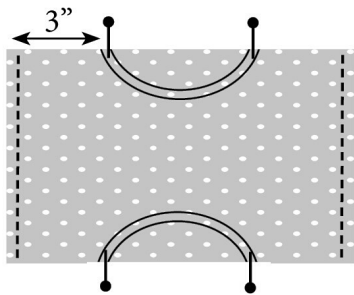


1

Sewing Instructions:

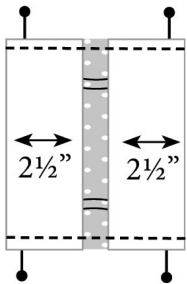
Using 100% cotton fabric, cut a 9"x 12" rectangle.

For straps you can either use 1/4" elastic (cut 2- 7" pieces), or cloth ties. (You will need 4- 15 1/2" pieces. You can use bias tape or make your own fabric ties.) You will also need a twist tie or pipe cleaner.




2

Sew a 1/4" hem along both of your 9" sides. You can use a zig zag stitch to reduce fraying. Then along the 12" sides, measure and mark 3" in from each corner (on the face side of your fabric). Use these marks to position and pin your elastic or cloth ties. If you are using elastic, attach it in a loop as pictured. If you are using ties, attach one piece at each mark.



3

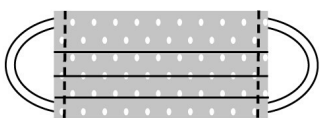
To form a pocket in your mask fold in 2 1/2" on either side. (The face side of your fabric should be on the inside.) Sew along these sides making sure to back stitch over your elastic or ties to secure them. Now turn your mask right side out and iron it, being careful not to touch your elastic with the iron as it can melt.



Back

4

Now insert and center your twist tie or pipe cleaner inside the fold on one side of your mask. Stitch around it to hold it in place.



Front

5

Create 3 evenly spaced 1/2" deep pleats on both sides. Pin the folds in place, and top stitch along the sides making sure all your pleats are facing the same direction.

Do not insert any fabric for a filter.



We are now accepting donations for hand-made fabric masks. Hand-made fabric masks slow the spread of the virus and help people who may have the virus and do not know it from transmitting it to others. Thank you for helping our staff on the front-line as we protect and care for all in our community.

WellSpan Donation Drop-Off Locations

Donation locations are now open at the time listed below on weekdays, Monday through Friday.

Preference is for up to 20 masks to be placed in one zip-lock or clear bag.

Ephrata

Open 7:30 a.m. to 4 p.m.
Location: 501 Alexander Dr.
Ephrata, PA 17522

Lebanon

Open 8 a.m. to 4:30 p.m.
Location: 711 S. Eighth St.
Lebanon, PA 17042

Chambersburg

Open 7 a.m. to 3:30 p.m.
Location: 1660 Orchard Dr.
Chambersburg, PA 17201

Gettysburg

Open 8 a.m. to 4:30 p.m.
Location: 450 S. Washington St.
Gettysburg, PA 17325

Hanover

Open 8 a.m. to 4:30 p.m.
Location: WellSpan Health & Surgery Center
1227 Baltimore St.
Hanover, PA 17331

York

Open 8 a.m. to 4:30 p.m.
Location: 601 Memory Lane
York, PA 17402

Questions? Please call **(855) 851-3641** or visit **<https://www.wellspan.org/coronavirus/i-want-to-help/>**

Updated 4/5/2020

